

SMD Power Inductors / PIH TYPE

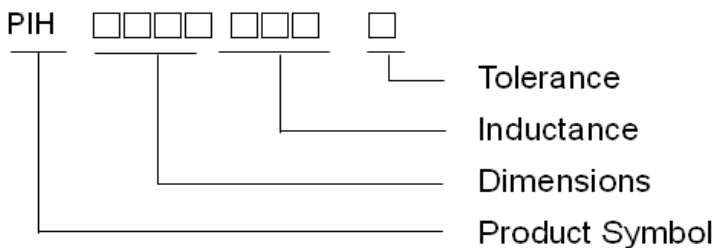
Features:

1. To be high saturation for surface mounting.
2. Surface mount inductor with high current rating.
3. Low resistance to keep power loss minimum.
4. Packed in embossed carrier tape and can be used by automatic mounting machine.

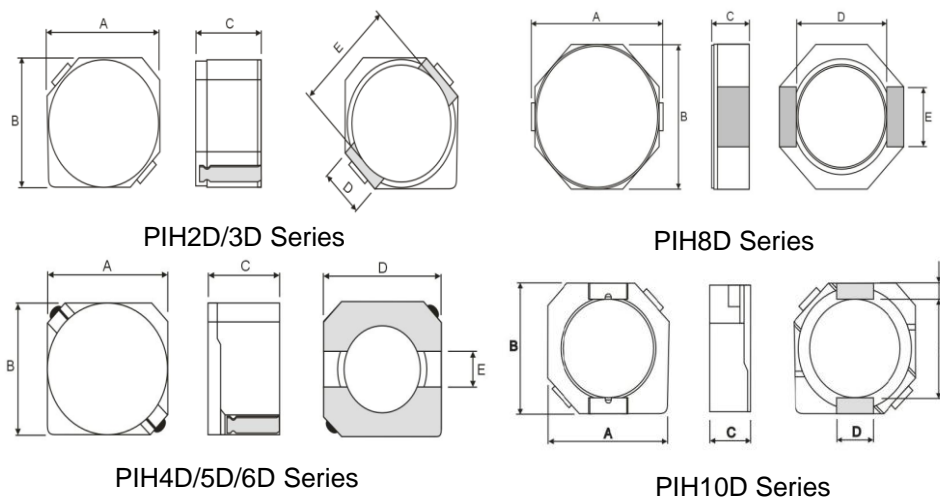
Applications:

LCD driving circuits (DC-DC converters) such as notebook-sized personal computers, portable terminal equipment, game units.

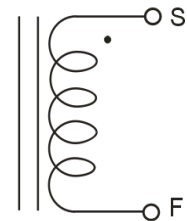
Product Identification :



Shape and Dimension



Schematic

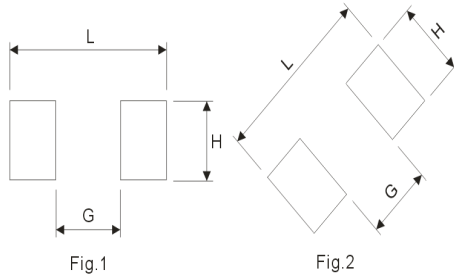


Dimensions in mm

TYPE	A(mm)	B(mm)	C(mm)	D(mm)	E(mm)	TYPE	A(mm)	B(mm)	C(mm)	D(mm)	E(mm)
PIH2D11	3.20 Max	3.20 Max	1.30 Max	1.00 Typ.	2.10 Typ.	PIH6D28	7.00 Max	7.00 Max	3.00 Max	6.50 Typ.	2.00 Typ.
PIH2D14	3.20 Max	3.20 Max	1.60 Max	1.00 Typ.	2.10 Typ.	PIH6D38	7.00 Max	7.00 Max	4.00 Max	6.50 Typ.	2.00 Typ.
PIH2D18	3.20 Max	3.20 Max	2.00 Max	1.00 Typ.	2.10 Typ.	PIH8D28	9.00 Max	8.30 Max	3.00 Max	6.30 Typ.	2.50 Typ.
PIH3D11	4.00 Max	4.00 Max	1.30 Max	1.10 Typ.	2.80 Typ.	PIH8D38	9.00 Max	8.30 Max	4.00 Max	6.30 Typ.	2.50 Typ.
PIH3D16	4.00 Max	4.00 Max	1.90 Max	1.10 Typ.	2.80 Typ.	PIH8D43	9.00 Max	8.30 Max	4.50 Max	6.30 Typ.	2.50 Typ.
PIH3D28	4.00 Max	4.00 Max	3.00 Max	1.10 Typ.	2.80 Typ.	PIH10D30	10.3 Max	10.5 Max	3.0 Max	3	7.7
PIH4D18	5.00 Max	5.00 Max	2.00 Max	4.50 Typ.	1.50 Typ.	PIH10D40	10.3 Max	10.5 Max	4.0 Max	3	7.7
PIH4D28	5.00 Max	5.00 Max	3.00 Max	4.50 Typ.	1.50 Typ.	PIH10D50	10.3 Max	10.5 Max	5.0 Max	3	7.7
PIH5D18	6.00 Max	6.00 Max	2.00 Max	5.50 Typ.	2.00 Typ.	PIH10D68	10.3 Max	10.7 Max	6.8 Max	3	7.7
PIH5D28	6.00 Max	6.00 Max	3.00 Max	5.50 Typ.	2.00 Typ.						

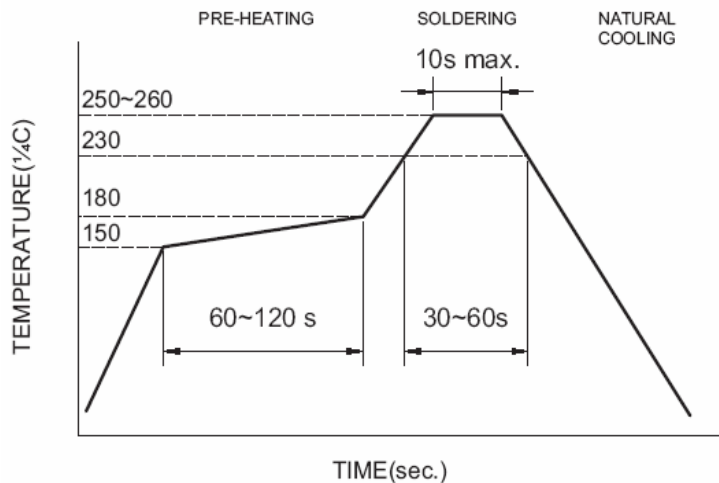
SMD Power Inductors / PIH TYPE

.Land Patterns for Reflow Soldering



TYPE	L(mm)	G(mm)	H(mm)	Fig
PIH2D Series	4.30	1.70	1.30	Fig.2
PIH3D Series	5.20	2.40	1.50	Fig.2
PIH4D Series	5.30	1.50	5.30	Fig.1
PIH5D Series	6.30	2.00	6.30	Fig.1
PIH6D Series	7.30	2.00	7.30	Fig.1
PIH8D Series	10.10	6.10	2.80	Fig.1
PIH10D Series	10.70	7.30	3.60	Fig.1

.Recommended Reflow



SMD Power Inductors / PIH TYPE

Electrical Characteristics (PIH2D11 TYPE)

Part No.	INDUCTANCE (μ H)	Isat (A) Max	Irms (A) Typ.	DCR (m Ω) Max	Test frequency
PIH2D11-1R5□	1.5	0.90	1.48	68	100KHz/0.1V
PIH2D11-2R2□	2.2	0.78	1.27	98	100KHz/0.1V
PIH2D11-3R3□	3.3	0.60	1.02	123	100KHz/0.1V
PIH2D11-4R7□	4.7	0.50	0.88	170	100KHz/0.1V
PIH2D11-6R8□	6.8	0.44	0.78	260	100KHz/0.1V
PIH2D11-100□	10.0	0.35	0.65	400	100KHz/0.1V

Electrical Characteristics (PIH2D14 TYPE)

Part No.	INDUCTANCE (μ H)	Isat (A) Max	Irms (A) Typ.	DCR (m Ω) Max	Test frequency
PIH2D14-1R5□	1.5	1.80	2.00	63	100KHz/0.1V
PIH2D14-1R8□	1.8	1.65	1.80	75	100KHz/0.1V
PIH2D14-2R2□	2.2	1.50	1.60	94	100KHz/0.1V
PIH2D14-2R7□	2.7	1.35	1.40	106	100KHz/0.1V
PIH2D14-3R3□	3.3	1.20	1.24	125	100KHz/0.1V
PIH2D14-3R9□	3.9	1.10	1.12	138	100KHz/0.1V
PIH2D14-4R7□	4.7	1.00	1.00	169	100KHz/0.1V
PIH2D14-5R6□	5.6	0.95	0.98	188	100KHz/0.1V
PIH2D14-6R8□	6.8	0.85	0.92	213	100KHz/0.1V
PIH2D14-8R2□	8.2	0.80	0.80	281	100KHz/0.1V
PIH2D14-100□	10.0	0.70	0.76	294	100KHz/0.1V
PIH2D14-120□	12.0	0.62	0.64	394	100KHz/0.1V

Electrical Characteristics (PIH2D18 TYPE)

Part No.	INDUCTANCE (μ H)	Isat (A) Max	Irms (A) Typ.	DCR (m Ω) Max	Test frequency
PIH2D18-2R2□	2.2	0.85	2.30	41	100KHz/0.1V
PIH2D18-3R3□	3.3	0.75	2.10	54	100KHz/0.1V
PIH2D18-4R7□	4.7	0.63	1.65	78	100KHz/0.1V
PIH2D18-6R8□	6.8	0.52	1.32	106	100KHz/0.1V
PIH2D18-100□	10.0	0.43	1.00	180	100KHz/0.1V
PIH2D18-150□	15.0	0.35	0.80	220	100KHz/0.1V
PIH2D18-220□	22.0	0.30	0.68	320	100KHz/0.1V
PIH2D18-330□	33.0	0.24	0.56	460	100KHz/0.1V
PIH2D18-470□	47.0	0.20	0.48	660	100KHz/0.1V

Electrical Characteristics (PIH3D11 TYPE)

Part No.	INDUCTANCE (μ H)	Isat (A) Max	Irms (A) Typ.	DCR (m Ω) Max	Test frequency
PIH3D11-1R0□	1.0	1.36	1.71	70	100KHz/0.1V
PIH3D11-1R5□	1.5	1.12	1.40	87	100KHz/0.1V
PIH3D11-2R2□	2.2	0.96	1.21	120	100KHz/0.1V

SMD Power Inductors / PIH TYPE

Electrical Characteristics (PIH3D11 TYPE)

Part No.	INDUCTANCE (μ H)	Isat (A) Max	Irms (A) Typ.	DCR (m Ω) Max	Test frequency
PIH3D11-3R3□	3.3	0.72	0.91	173	100KHz/0.1V
PIH3D11-4R7□	4.7	0.64	0.81	236	100KHz/0.1V
PIH3D11-6R8□	6.8	0.51	0.64	289	100KHz/0.1V
PIH3D11-100□	10.0	0.44	0.55	395	100KHz/0.1V
PIH3D11-150□	15.0	0.34	0.43	605	100KHz/0.1V
PIH3D11-220□	22.0	0.27	0.34	920	100KHz/0.1V
PIH3D11-330□	33.0	0.19	0.24	1520	100KHz/0.1V
PIH3D11-470□	47.0	0.14	0.18	2380	100KHz/0.1V
PIH3D11-680□	68.0	0.11	0.14	3050	100KHz/0.1V
PIH3D11-101□	100.0	0.08	0.10	3650	100KHz/0.1V

Electrical Characteristics (PIH3D16 TYPE)

Part No.	INDUCTANCE (μ H)	Isat (A) Max	Irms (A) Typ.	DCR (m Ω) Max	Test frequency
PIH3D16-3R3□	3.3	0.80	2.00	66	100KHz/0.1V
PIH3D16-3R9□	3.9	0.75	1.75	81	100KHz/0.1V
PIH3D16-4R7□	4.7	0.68	1.72	91	100KHz/0.1V
PIH3D16-5R6□	5.6	0.62	1.64	102	100KHz/0.1V
PIH3D16-6R8□	6.8	0.58	1.30	130	100KHz/0.1V
PIH3D16-8R2□	8.2	0.51	1.28	140	100KHz/0.1V
PIH3D16-100□	10.0	0.46	1.07	190	100KHz/0.1V
PIH3D16-120□	12.0	0.42	0.98	205	100KHz/0.1V
PIH3D16-150□	15.0	0.38	0.87	272	100KHz/0.1V
PIH3D16-180□	18.0	0.34	0.76	327	100KHz/0.1V
PIH3D16-220□	22.0	0.31	0.66	356	100KHz/0.1V
PIH3D16-270□	27.0	0.28	0.60	470	100KHz/0.1V
PIH3D16-330□	33.0	0.26	0.55	560	100KHz/0.1V
PIH3D16-390□	39.0	0.24	0.47	700	100KHz/0.1V
PIH3D16-470□	47.0	0.21	0.45	755	100KHz/0.1V

Electrical Characteristics (PIH3D28 TYPE)

Part No.	INDUCTANCE (μ H)	Isat (A) Max	Irms (A) Typ.	DCR (m Ω) Max	Test frequency
PIH3D28-100□	10.0	0.50	1.52	92	100KHz/0.1V
PIH3D28-120□	12.0	0.45	1.48	100	100KHz/0.1V
PIH3D28-150□	15.0	0.40	1.44	113	100KHz/0.1V
PIH3D28-180□	18.0	0.35	1.37	125	100KHz/0.1V
PIH3D28-220□	22.0	0.33	1.28	146	100KHz/0.1V
PIH3D28-270□	27.0	0.29	1.18	176	100KHz/0.1V
PIH3D28-330□	33.0	0.28	1.15	214	100KHz/0.1V
PIH3D28-390□	39.0	0.25	1.00	225	100KHz/0.1V
PIH3D28-470□	47.0	0.23	0.81	304	100KHz/0.1V
PIH3D28-560□	56.0	0.20	0.76	324	100KHz/0.1V

SMD Power Inductors / PIH TYPE

Electrical Characteristics (PIH3D28 TYPE)

Part No.	INDUCTANCE (μ H)	Isat (A) Max	Irms (A) Typ.	DCR (m Ω) Max	Test frequency
PIH3D28-680□	68.0	0.185	0.60	472	100KHz/0.1V
PIH3D28-820□	82.0	0.172	0.58	539	100KHz/0.1V
PIH3D28-101□	100.0	0.160	0.52	608	100KHz/0.1V
PIH3D28-121□	120.0	0.136	0.50	757	100KHz/0.1V
PIH3D28-151□	150.0	0.124	0.48	882	100KHz/0.1V
PIH3D28-181□	180.0	0.119	0.42	1130	100KHz/0.1V
PIH3D28-221□	220.0	0.116	0.36	1269	100KHz/0.1V

Electrical Characteristics (PIH4D18 TYPE)

Part No.	INDUCTANCE (μ H)	Rated Current (A) Max	DCR (m Ω) Max	Test frequency
PIH4D18-1R0□	1.0	1.72	45	100KHz/0.1V
PIH4D18-2R2□	2.2	1.32	75	100KHz/0.1V
PIH4D18-2R7□	2.7	1.28	105	100KHz/0.1V
PIH4D18-3R3□	3.3	1.04	110	100KHz/0.1V
PIH4D18-3R9□	3.9	0.88	155	100KHz/0.1V
PIH4D18-4R7□	4.7	0.84	162	100KHz/0.1V
PIH4D18-5R6□	5.6	0.80	170	100KHz/0.1V
PIH4D18-6R8□	6.8	0.76	200	100KHz/0.1V
PIH4D18-8R2□	8.2	0.68	245	100KHz/0.1V
PIH4D18-100□	10.0	0.61	200	100KHz/0.1V
PIH4D18-120□	12.0	0.56	210	100KHz/0.1V
PIH4D18-150□	15.0	0.50	240	100KHz/0.1V
PIH4D18-180□	18.0	0.48	338	100KHz/0.1V
PIH4D18-220□	22.0	0.41	397	100KHz/0.1V
PIH4D18-270□	27.0	0.35	441	100KHz/0.1V
PIH4D18-330□	33.0	0.32	694	100KHz/0.1V
PIH4D18-390□	39.0	0.30	709	100KHz/0.1V
PIH4D18-470□	47.0	0.28	922	100KHz/0.1V
PIH4D18-560□	56.0	0.26	1080	100KHz/0.1V
PIH4D18-680□	68.0	0.24	1300	100KHz/0.1V
PIH4D18-820□	82.0	0.22	1550	100KHz/0.1V
PIH4D18-101□	100.0	0.20	1730	100KHz/0.1V

Electrical Characteristics (PIH4D28 TYPE)

Part No.	INDUCTANCE (μ H)	Rated Current (A) Max	DCR (m Ω) Max	Test frequency
PIH4D28-1R2□	1.2	2.56	24	100KHz/0.1V
PIH4D28-1R8□	1.8	2.20	28	100KHz/0.1V
PIH4D28-2R2□	2.2	2.04	31	100KHz/0.1V
PIH4D28-2R7□	2.7	1.60	43	100KHz/0.1V
PIH4D28-3R3□	3.3	1.57	49	100KHz/0.1V
PIH4D28-3R9□	3.9	1.44	65	100KHz/0.1V
PIH4D28-4R7□	4.7	1.32	72	100KHz/0.1V

SMD Power Inductors / PIH TYPE

Electrical Characteristics (PIH4D28 TYPE)

Part No.	INDUCTANCE (μ H)	Rated Current (A) Max	DCR (m Ω) Max	Test frequency
PIH4D28-5R6□	5.6	1.17	101	100KHz/0.1V
PIH4D28-6R8□	6.8	1.12	109	100KHz/0.1V
PIH4D28-8R2□	8.2	1.04	118	100KHz/0.1V
PIH4D28-100□	10.0	1.00	128	100KHz/0.1V
PIH4D28-120□	12.0	0.84	132	100KHz/0.1V
PIH4D28-150□	15.0	0.76	149	100KHz/0.1V
PIH4D28-180□	18.0	0.72	166	100KHz/0.1V
PIH4D28-220□	22.0	0.70	235	100KHz/0.1V
PIH4D28-270□	27.0	0.58	261	100KHz/0.1V
PIH4D28-330□	33.0	0.56	378	100KHz/0.1V
PIH4D28-390□	39.0	0.50	384	100KHz/0.1V
PIH4D28-680□	68.0	0.35	699	100KHz/0.1V
PIH4D28-820□	82.0	0.32	915	100KHz/0.1V
PIH4D28-101□	100.0	0.29	1020	100KHz/0.1V
PIH4D28-121□	120.0	0.27	1270	100KHz/0.1V
PIH4D28-151□	150.0	0.24	1350	100KHz/0.1V
PIH4D28-181□	180.0	0.22	1.54	100KHz/0.1V
PIH4D28-221□	220.0	0.20	1.72	100KHz/0.1V
PIH4D28-271□	270.0	0.16	1.95	100KHz/0.1V
PIH4D28-331□	330.0	0.14	2.66	100KHz/0.1V
PIH4D28-391□	390.0	0.13	2.83	100KHz/0.1V

Electrical Characteristics (PIH5D18 TYPE)

Part No.	INDUCTANCE (μ H)	Rated Current (A) Max	DCR (m Ω) Max	Test frequency
PIH5D18-4R1□	4.1	1.95	57	10KHz/0.1V
PIH5D18-5R4□	5.4	1.60	76	10KHz/0.1V
PIH5D18-6R2□	6.2	1.40	96	10KHz/0.1V
PIH5D18-8R9□	8.9	1.25	116	10KHz/0.1V
PIH5D18-100□	10.0	1.20	124	10KHz/0.1V
PIH5D18-120□	12.0	1.10	153	10KHz/0.1V
PIH5D18-150□	15.0	0.97	196	10KHz/0.1V
PIH5D18-180□	18.0	0.85	210	10KHz/0.1V
PIH5D18-220□	22.0	0.80	290	10KHz/0.1V
PIH5D18-270□	27.0	0.75	330	10KHz/0.1V
PIH5D18-330□	33.0	0.65	386	10KHz/0.1V
PIH5D18-390□	39.0	0.57	520	10KHz/0.1V
PIH5D18-470□	47.0	0.54	595	10KHz/0.1V
PIH5D18-560□	56.0	0.50	665	10KHz/0.1V
PIH5D18-680□	68.0	0.43	840	10KHz/0.1V
PIH5D18-820□	82.0	0.41	978	10KHz/0.1V
PIH5D18-101□	100.0	0.36	1200	10KHz/0.1V
PIH5D18-121□	120.0	0.33	1500	10KHz/0.1V

SMD Power Inductors / PIH TYPE

Electrical Characteristics (PIH5D18 TYPE)

Part No.	INDUCTANCE (μ H)	Rated Current (A) Max	DCR (m Ω) Max	Test frequency
PIH5D18-151□	150.0	0.31	1710	10KHz/0.1V
PIH5D18-181□	180.0	0.28	2240	10KHz/0.1V
PIH5D18-221□	220.0	0.23	2440	10KHz/0.1V
PIH5D18-331□	330.0	0.18	4340	10KHz/0.1V

Electrical Characteristics (PIH5D28 TYPE)

Part No.	INDUCTANCE (μ H)	Rated Current (A) Max	DCR (m Ω) Max	Test frequency
PIH5D28-2R6□	2.6	2.60	18	10KHz/0.1V
PIH5D28-3R0□	3.0	2.40	24	10KHz/0.1V
PIH5D28-4R2□	4.2	2.20	31	10KHz/0.1V
PIH5D28-5R3□	5.3	1.90	38	10KHz/0.1V
PIH5D28-6R2□	6.2	1.80	45	10KHz/0.1V
PIH5D28-8R2□	8.2	1.60	53	10KHz/0.1V
PIH5D28-100□	10.0	1.30	65	10KHz/0.1V
PIH5D28-120□	12.0	1.20	76	10KHz/0.1V
PIH5D28-150□	15.0	1.10	103	10KHz/0.1V
PIH5D28-180□	18.0	1.00	110	10KHz/0.1V
PIH5D28-220□	22.0	0.90	122	10KHz/0.1V
PIH5D28-270□	27.0	0.85	175	10KHz/0.1V
PIH5D28-330□	33.0	0.75	189	10KHz/0.1V
PIH5D28-390□	39.0	0.70	212	10KHz/0.1V
PIH5D28-470□	47.0	0.62	260	10KHz/0.1V
PIH5D28-560□	56.0	0.58	305	10KHz/0.1V
PIH5D28-680□	68.0	0.52	355	10KHz/0.1V
PIH5D28-820□	82.0	0.46	463	10KHz/0.1V
PIH5D28-101□	100.0	0.42	520	10KHz/0.1V
PIH5D28-121□	120.0	0.40	560	10KHz/0.1V
PIH5D28-151□	150.0	0.35	680	10KHz/0.1V
PIH5D28-181□	180.0	0.32	930	10KHz/0.1V
PIH5D28-221□	220.0	0.30	1150	10KHz/0.1V
PIH5D28-271□	270.0	0.27	1560	10KHz/0.1V
PIH5D28-331□	330.0	0.25	1980	10KHz/0.1V
PIH5D28-391□	390.0	0.22	2500	10KHz/0.1V
PIH5D28-471□	470.0	0.20	2700	10KHz/0.1V
PIH5D28-561□	560.0	0.18	3120	10KHz/0.1V
PIH5D28-681□	680.0	0.16	4150	10KHz/0.1V

Electrical Characteristics (PIH6D28 TYPE)

Part No.	INDUCTANCE (μ H)	Rated Current (A) Max	DCR (m Ω) Max	Test frequency
PIH6D28-3R0□	3.0	3.00	24	10KHz/0.1V
PIH6D28-3R9□	3.9	2.60	27	10KHz/0.1V
PIH6D28-5R0□	5.0	2.40	31	10KHz/0.1V

SMD Power Inductors / PIH TYPE

Electrical Characteristics (PIH6D28 TYPE)

Part No.	INDUCTANCE (μ H)	Rated Current (A) Max	DCR (m Ω) Max	Test frequency
PIH6D28-6R0□	6.0	2.25	35	10KHz/0.1V
PIH6D28-7R3□	7.3	2.10	54	10KHz/0.1V
PIH6D28-8R6□	8.6	1.85	58	10KHz/0.1V
PIH6D28-100□	10.0	1.70	65	10KHz/0.1V
PIH6D28-120□	12.0	1.55	70	10KHz/0.1V
PIH6D28-150□	15.0	1.40	84	10KHz/0.1V
PIH6D28-180□	18.0	1.32	95	10KHz/0.1V
PIH6D28-220□	22.0	1.20	128	10KHz/0.1V
PIH6D28-270□	27.0	1.05	124	10KHz/0.1V
PIH6D28-330□	33.0	0.97	165	10KHz/0.1V
PIH6D28-390□	39.0	0.86	210	10KHz/0.1V
PIH6D28-470□	47.0	0.80	238	10KHz/0.1V
PIH6D28-560□	56.0	0.73	277	10KHz/0.1V
PIH6D28-680□	68.0	0.65	304	10KHz/0.1V
PIH6D28-820□	82.0	0.60	390	10KHz/0.1V
PIH6D28-101□	100.0	0.54	535	10KHz/0.1V
PIH6D28-121□	120.0	0.51	750	10KHz/0.1V
PIH6D28-151□	150.0	0.47	950	10KHz/0.1V
PIH6D28-181□	180.0	0.41	1200	10KHz/0.1V
PIH6D28-221□	220.0	0.37	1500	10KHz/0.1V
PIH6D28-271□	270.0	0.33	1700	10KHz/0.1V
PIH6D28-331□	330.0	0.28	2150	10KHz/0.1V
PIH6D28-391□	390.0	0.27	2250	10KHz/0.1V
PIH6D28-471□	470.0	0.21	3150	10KHz/0.1V
PIH6D28-561□	560.0	0.20	3750	10KHz/0.1V
PIH6D28-681□	680.0	0.20	5150	10KHz/0.1V

Electrical Characteristics (PIH6D38 TYPE)

Part No.	INDUCTANCE (μ H)	Rated Current (A) Max	DCR (m Ω) Max	Test frequency
PIH6D38-1R0□	1.0	7.00	9.6	10KHz/0.1V
PIH6D38-2R2□	2.2	4.00	30	10KHz/0.1V
PIH6D38-3R3□	3.3	3.50	20	10KHz/0.1V
PIH6D38-5R0□	5.0	2.90	24	10KHz/0.1V
PIH6D38-6R2□	6.2	2.50	27	10KHz/0.1V
PIH6D38-7R4□	7.4	2.30	31	10KHz/0.1V
PIH6D38-8R7□	8.7	2.20	34	10KHz/0.1V
PIH6D38-100□	10.0	2.00	38	10KHz/0.1V
PIH6D38-120□	12.0	1.70	53	10KHz/0.1V
PIH6D38-150□	15.0	1.60	57	10KHz/0.1V
PIH6D38-180□	18.0	1.50	92	10KHz/0.1V
PIH6D38-220□	22.0	1.30	96	10KHz/0.1V
PIH6D38-270□	27.0	1.20	109	10KHz/0.1V

SMD Power Inductors / PIH TYPE

Electrical Characteristics (PIH6D38 TYPE)

Part No.	INDUCTANCE (μ H)	Rated Current (A) Max	DCR (m Ω) Max	Test frequency
PIH6D38-330□	33.0	1.10	124	10KHz/0.1V
PIH6D38-390□	39.0	1.00	138	10KHz/0.1V
PIH6D38-470□	47.0	0.95	155	10KHz/0.1V
PIH6D38-560□	56.0	0.85	202	10KHz/0.1V
PIH6D38-680□	68.0	0.75	234	10KHz/0.1V
PIH6D38-820□	82.0	0.70	324	10KHz/0.1V
PIH6D38-101□	100.0	0.65	358	10KHz/0.1V
PIH6D38-121□	120.0	0.59	470	10KHz/0.1V
PIH6D38-151□	150.0	0.54	580	10KHz/0.1V
PIH6D38-181□	180.0	0.49	690	10KHz/0.1V
PIH6D38-221□	220.0	0.43	890	10KHz/0.1V
PIH6D38-271□	270.0	0.40	1290	10KHz/0.1V
PIH6D38-331□	330.0	0.37	1700	10KHz/0.1V
PIH6D38-391□	390.0	0.34	1750	10KHz/0.1V
PIH6D38-471□	470.0	0.32	2200	10KHz/0.1V
PIH6D38-561□	560.0	0.29	2850	10KHz/0.1V
PIH6D38-681□	680.0	0.25	3200	10KHz/0.1V
PIH6D38-821□	820.0	0.22	4050	10KHz/0.1V
PIH6D38-102□	1000.0	0.20	5700	10KHz/0.1V

Electrical Characteristics (PIH8D28 TYPE)

Part No.	INDUCTANCE (μ H)	Isat (A) Max	Irms (A) Typ.	DCR (m Ω) Max	Test frequency
PIH8D28-2R5□	2.5	4.50	6.40	15.6	100KHz/0.1V
PIH8D28-3R3□	3.3	4.00	6.00	18.2	100KHz/0.1V
PIH8D28-4R7□	4.7	3.40	4.50	24.7	100KHz/0.1V
PIH8D28-7R3□	7.3	2.80	3.40	39	100KHz/0.1V
PIH8D28-100□	10.0	2.50	3.20	47	100KHz/0.1V
PIH8D28-150□	15.0	1.90	2.35	69	100KHz/0.1V
PIH8D28-220□	22.0	1.60	1.85	99	100KHz/0.1V
PIH8D28-330□	33.0	1.30	1.49	156	100KHz/0.1V
PIH8D28-470□	47.0	1.15	1.30	195	100KHz/0.1V
PIH8D28-680□	68.0	0.92	0.98	286	100KHz/0.1V
PIH8D28-101□	100.0	0.75	0.80	980	100KHz/0.1V

Electrical Characteristics (PIH8D38 TYPE)

Part No.	INDUCTANCE (μ H)	Isat (A) Max	Irms (A) Typ.	DCR (m Ω) Max	Test frequency
PIH8D38-1R8□	1.8	6.20	6.80	15.6	100KHz/0.1V
PIH8D38-2R0□	2.0	5.50	6.00	17.5	100KHz/0.1V
PIH8D38-3R5□	3.5	4.40	5.20	24	100KHz/0.1V
PIH8D38-4R7□	4.7	4.00	4.40	29	100KHz/0.1V

SMD Power Inductors / PIH TYPE

Electrical Characteristics (PIH8D38 TYPE)

Part No.	INDUCTANCE (μ H)	Isat (A) Max	Irms (A) Typ.	DCR (m Ω) Max	Test frequency
PIH8D38-6R0□	6.0	3.50	4.00	32	100KHz/0.1V
PIH8D38-100□	10.0	2.60	3.20	48	100KHz/0.1V
PIH8D38-150□	15.0	2.30	2.50	67	100KHz/0.1V
PIH8D38-220□	22.0	1.88	2.00	105	100KHz/0.1V
PIH8D38-330□	33.0	1.52	1.60	157	100KHz/0.1V
PIH8D38-470□	47.0	1.28	1.42	189	100KHz/0.1V
PIH8D38-680□	68.0	1.10	1.08	290	100KHz/0.1V
PIH8D38-101□	100.0	0.88	0.88	410	100KHz/0.1V

Electrical Characteristics (PIH8D43 TYPE)

Part No.	INDUCTANCE (μ H)	Isat (A) Max	Irms (A) Typ.	DCR (m Ω) Max	Test frequency
PIH8D43-2R0□	2.0	7.00	5.50	14	100KHz/0.1V
PIH8D43-3R9□	3.9	5.90	4.50	19	100KHz/0.1V
PIH8D43-4R7□	4.7	5.60	4.10	22	100KHz/0.1V
PIH8D43-6R8□	6.8	4.40	3.90	25	100KHz/0.1V
PIH8D43-100□	10.0	4.00	3.20	36	100KHz/0.1V
PIH8D43-150□	15.0	2.90	2.30	53	100KHz/0.1V
PIH8D43-220□	22.0	2.60	1.80	75	100KHz/0.1V
PIH8D43-330□	33.0	2.20	1.40	125	100KHz/0.1V
PIH8D43-470□	47.0	1.80	1.30	150	100KHz/0.1V
PIH8D43-680□	68.0	1.50	1.00	240	100KHz/0.1V
PIH8D43-101□	100.0	1.30	0.80	360	100KHz/0.1V

Electrical Characteristics (PIH10D30 TYPE)

Part No.	INDUCTANCE (μ H)	Isat (A) Max	Irms (A) Typ.	DCR (m Ω) Max	Test frequency
PIH10D30-R80□	0.8	11.20	8.30	5.7	100KHz/0.1V
PIH10D30-1R5□	1.5	8.00	5.80	11	100KHz/0.1V
PIH10D30-2R2□	2.2	6.70	5.10	16.9	100KHz/0.1V
PIH10D30-3R3□	3.3	5.56	4.70	21	100KHz/0.1V
PIH10D30-4R7□	4.7	4.65	4.00	30	100KHz/0.1V
PIH10D30-6R8□	6.8	3.84	3.60	35	100KHz/0.1V
PIH10D30-8R2□	8.2	3.54	3.00	50	100KHz/0.1V
PIH10D30-100□	10.0	3.18	2.80	59	100KHz/0.1V
PIH10D30-150□	15.0	2.60	2.05	91	100KHz/0.1V
PIH10D30-220□	22.0	2.16	1.60	143	100KHz/0.1V
PIH10D30-330□	33.0	1.74	1.35	202	100KHz/0.1V
PIH10D30-470□	47.0	1.43	1.20	299	100KHz/0.1V
PIH10D30-560□	56.0	1.36	1.15	325	100KHz/0.1V
PIH10D30-680□	68.0	1.22	0.95	429	100KHz/0.1V
PIH10D30-820□	82.0	1.14	0.80	494	100KHz/0.1V
PIH10D30-101□	100.0	1.02	0.70	683	100KHz/0.1V
PIH10D30-121□	120.0	0.89	0.65	754	100KHz/0.1V

SMD Power Inductors / PIH TYPE

Electrical Characteristics (PIH10D40 TYPE)

Part No.	INDUCTANCE (μ H)	Isat (A) Max		DCR (m Ω) Max	Test frequency
PIH10D30-151□	150.0	0.84	0.51	871	100KHz/0.1V
PIH10D40-1R5□	1.5	10.00		8.1	100KHz/0.1V
PIH10D40-2R5□	2.5	7.50		10.5	100KHz/0.1V
PIH10D40-3R8□	3.8	6.00		13	100KHz/0.1V
PIH10D40-5R2□	5.2	5.50		22	100KHz/0.1V
PIH10D40-7R0□	7.0	4.80		27	100KHz/0.1V
PIH10D40-100□	10.0	4.40		35	100KHz/0.1V
PIH10D40-150□	15.0	3.60		50	100KHz/0.1V
PIH10D40-220□	22.0	2.90		73	100KHz/0.1V
PIH10D40-330□	33.0	2.30		93	100KHz/0.1V
PIH10D40-470□	47.0	2.10		128	100KHz/0.1V
PIH10D40-680□	68.0	1.50		213	100KHz/0.1V
PIH10D40-101□	100.0	1.35		304	100KHz/0.1V
PIH10D40-151□	150.0	1.15		506	100KHz/0.1V
PIH10D40-221□	220.0	0.92		756	100KHz/0.1V
PIH10D40-331□	330.0	0.70		1090	100KHz/0.1V
PIH10D40-471□	470.0	0.80		1670	100KHz/0.25V

Electrical Characteristics (PIH10D50 TYPE)

Part No.	INDUCTANCE (μ H)	Isat (A) Max		DCR (m Ω) Max	Test frequency
PIH10D50-1R5□	1.5	5.50		14	100KHz/0.1V
PIH10D50-2R2□	2.2	6.90		10.4	100KHz/0.1V
PIH10D50-3R3□	3.3	6.50		14	100KHz/0.1V
PIH10D50-4R7□	4.7	6.10		12.3	100KHz/0.1V
PIH10D50-6R8□	6.8	6.00		26	100KHz/0.1V
PIH10D50-8R2□	8.2	3.50		30	100KHz/0.1V
PIH10D50-100□	10.0	3.45		26	100KHz/0.1V
PIH10D50-120□	12.0	3.40		32	100KHz/0.1V
PIH10D50-150□	15.0	2.83		40	100KHz/0.1V
PIH10D50-180□	18.0	2.62		46	100KHz/0.1V
PIH10D50-220□	22.0	2.44		59	100KHz/0.1V
PIH10D50-270□	27.0	2.24		65	100KHz/0.1V
PIH10D50-330□	33.0	1.88		81	100KHz/0.1V
PIH10D50-390□	39.0	1.70		103	100KHz/0.1V
PIH10D50-470□	47.0	1.56		122	100KHz/0.1V
PIH10D50-560□	56.0	1.39		145	100KHz/0.1V
PIH10D50-680□	68.0	1.36		193	100KHz/0.1V
PIH10D50-820□	82.0	1.20		219	100KHz/0.1V
PIH10D50-101□	100.0	1.08		247	100KHz/0.1V
PIH10D50-121□	120.0	1.00		298	100KHz/0.1V
PIH10D50-151□	150.0	0.91		355	100KHz/0.1V
PIH10D50-181□	180.0	0.84		393	100KHz/0.1V

SMD Power Inductors / PIH TYPE

Electrical Characteristics (PIH10D50 TYPE)

Part No.	INDUCTANCE (μ H)	Isat (A) Max	DCR (m Ω) Max	Test frequency
PIH10D50-221□	220.0	0.75	484	100KHz/0.1V
PIH10D50-271□	270.0	0.68	633	100KHz/0.1V
PIH10D50-331□	330.0	0.60	780	100KHz/0.1V
PIH10D50-391□	390.0	0.57	958	100KHz/0.1V
PIH10D50-471□	470.0	0.50	1220	100KHz/0.1V
PIH10D50-561□	560.0	0.47	1352	100KHz/0.1V
PIH10D50-681□	680.0	0.43	1519	100KHz/0.1V

Electrical Characteristics (PIH10D68 TYPE)

Part No.	INDUCTANCE (μ H)	Rated Current (A) Max	DCR (m Ω) Max	Test frequency
PIH10D68-1R3□	1.3	12.00	5	100KHz/0.1V
PIH10D68-2R6□	2.6	9.00	5.5	100KHz/0.1V
PIH10D68-3R9□	3.9	7.00	13.5	100KHz/0.1V
PIH10D68-6R8□	6.8	6.50	17.6	100KHz/0.1V
PIH10D68-8R2□	8.3	5.30	21	100KHz/0.1V
PIH10D68-100□	10.0	4.90	28	100KHz/0.1V
PIH10D68-120□	12.0	4.40	36	100KHz/0.1V
PIH10D68-150□	15.0	3.90	42.5	100KHz/0.1V
PIH10D68-180□	18.0	3.50	50	100KHz/0.1V
PIH10D68-220□	22.0	3.10	65	100KHz/0.1V
PIH10D68-1R3□	1.3	12.00	5	100KHz/0.1V
PIH10D68-2R6□	2.6	9.00	5.5	100KHz/0.1V
PIH10D68-3R9□	3.9	7.00	13.5	100KHz/0.1V
PIH10D68-6R8□	6.8	6.50	17.6	100KHz/0.1V
PIH10D68-8R2□	8.2	5.30	21	100KHz/0.1V
PIH10D68-100□	10.0	4.90	28	100KHz/0.1V
PIH10D68-120□	12.0	4.40	36	100KHz/0.1V
PIH10D68-150□	15.0	3.90	42.5	100KHz/0.1V
PIH10D68-180□	18.0	3.50	50	100KHz/0.1V
PIH10D68-220□	22.0	3.10	65	100KHz/0.1V
PIH10D68-270□	27.0	2.55	90	100KHz/0.1V
PIH10D68-330□	33.0	2.35	100	100KHz/0.1V
PIH10D68-390□	39.0	1.90	150	100KHz/0.1V
PIH10D68-470□	47.0	1.82	155	100KHz/0.1V
PIH10D68-560□	56.0	1.78	170	100KHz/0.1V
PIH10D68-680□	68.0	1.58	210	100KHz/0.1V
PIH10D68-820□	82.0	1.50	220	100KHz/0.1V
PIH10D68-101□	100.0	1.40	250	100KHz/0.1V
PIH10D68-121□	120.0	1.30	320	100KHz/0.1V
PIH10D68-151□	150.0	1.20	345	100KHz/0.1V
PIH10D68-181□	180.0	1.10	420	100KHz/0.1V
PIH10D68-221□	220.0	1.00	460	100KHz/0.1V

SMD Power Inductors / PIH TYPE

Electrical Characteristics (PIH10D68 TYPE)

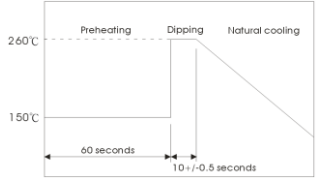
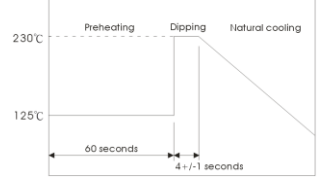
Part No.	INDUCTANCE (μ H)	Rated Current (A) Max	DCR (m Ω) Max	Test frequency
PIH10D68-271□	270.0	0.90	620	100KHz/0.1V
PIH10D68-331□	330.0	0.85	670	100KHz/0.1V
PIH10D68-391□	390.0	0.78	850	100KHz/0.1V
PIH10D68-471□	470.0	0.73	1100	100KHz/0.1V
PIH10D68-561□	560.0	0.67	1200	100KHz/0.1V
PIH10D68-681□	680.0	0.62	1460	100KHz/0.1V
PIH10D68-821□	820.0	0.55	1750	100KHz/0.1V
PIH10D68-102□	1000.0	0.52	2050	100KHz/0.1V

NOTE:

- Inductance is measured by LCR-meter 4284A(HP) or equivalent.
- DC Resistance is measured by HP4338B Milliohms Meter or equivalent.
- Rated current is measured by LCR-meter 3260B(WK) & DC Bias 3265B(WK).
- Rated current: Value obtained when current flows and the temperature has risen to 40°C or when DC current flows and the initial value of inductance has fallen by 35%, whichever is smaller.
- Operating temperature -55°C ~ +125°C. Storage temperature -55°C ~ +125°C.
- All test data is referenced to 25°C ambient.
- Tolerance : J=5% ; K=10% ; M=20% ; N=30%

SMD Power Inductors / PIH TYPE

Reliability and Test Conditions(可靠性測試條件)

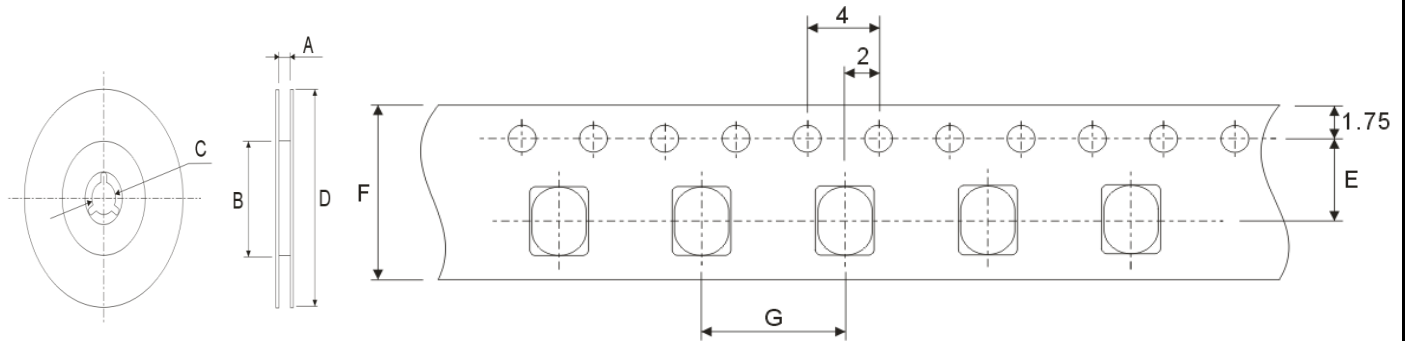
ITEM	Performance	Test Condition
Operating Temperature	- 55 ~ +125°C	
Storage temperature	- 55 ~ +125°C	
Rated Current	Refer to standard electrical characteristics list.	
Temperature Rise Test	40°C max.(Δt)	
Electrical Performance Test		
Solder Heat Resistance	Appearance: No significant abnormality. Inductance change: Within $\pm 20\%$.	Preheat: 150°C, 60sec. Solder: H63A Solder temperature: 260 \pm 5°C Flux for lead free: rosin Dip time: 10 \pm 0.5sec. 
Solderability Test	More than 90% of the terminal electrode should be covered with solder.	Preheat: 125 \pm 25°C, 60sec. Solder: H63A Solder temperature: 230 \pm 5°C Flux for lead free: rosin Dip time: 4 \pm 1sec. 
High Temperature Resistance Test	Appearance: no damage. Inductance: within $\pm 20\%$ of initial value. No disconnection or short circuit.	Temperature: 85 \pm 2°C. Applied current: rated current. Duration: 500 hrs.
Humidity Resistance Test	Appearance: no damage. Inductance: within $\pm 20\%$ of initial value. No disconnection or short circuit.	Temperature: 40 \pm 2°C. Applied current: rated current. Duration: 500 hrs. Humidity: 90~95%

SMD Power Inductors / PIH TYPE
Reliability and Test Conditions(可靠性測試條件)

ITEM	Performance	Test Condition															
Thermal shock	Appearance: no damage. Inductance: within±20%of initial value. No disconnection or short circuit.	Condition for 1 cycle Step1:-25±2°C , 30±3 min. Step2:Room temperature within 15 min. Step3:+85±5°C , 30±3 min. Step4: Room temperature within 15 min. Number of cycles: 50 <table border="1" data-bbox="1149 616 1460 801"> <thead> <tr> <th>Phase</th> <th>Temperature(°C)</th> <th>Time(min)</th> </tr> </thead> <tbody> <tr> <td>1</td> <td>-25±2°C</td> <td>30±3</td> </tr> <tr> <td>2</td> <td>Room Temp.</td> <td>15</td> </tr> <tr> <td>3</td> <td>+85±2°C</td> <td>30±3</td> </tr> <tr> <td>4</td> <td>Room Temp.</td> <td>15</td> </tr> </tbody> </table>	Phase	Temperature(°C)	Time(min)	1	-25±2°C	30±3	2	Room Temp.	15	3	+85±2°C	30±3	4	Room Temp.	15
Phase	Temperature(°C)	Time(min)															
1	-25±2°C	30±3															
2	Room Temp.	15															
3	+85±2°C	30±3															
4	Room Temp.	15															
Humidity Resistance	Appearance: no damage. Inductance: within±20%of initial value. No disconnection or short circuit.	Humidity:90~95%RH. Temperature:40±5°C. Applied current:rated current. Duration:500±12hrs. Measured at room temperature after placing for 2 to 3hrs.															

SMD Power Inductors / PIH TYPE

4 .Packing Specifications



TYPE	Packaging Quantity	Tape and Reel Dimension						
	Pcs / Reel	A	B	C	D	E	F	G
PIH2D11	3000	12.5	60	13±0.5	178	5.5	12	8
PIH2D14	3000	12.5	60	13±0.5	178	5.5	12	8
PIH2D18	3000	12.5	60	13±0.5	178	5.5	12	8
PIH3D11	3000	12.5	60	13±0.5	178	5.5	12	8
PIH3D16	2000	12.5	100	13±0.5	330	5.5	12	8
PIH3D28	2000	12.5	100	13±0.5	330	5.5	12	8
PIH4D18	2000	12.5	100	13±0.5	330	5.5	12	8
PIH4D28	2000	12.5	100	13±0.5	330	5.5	12	8
PIH5D18	2000	16.5	100	13±0.5	330	7.5	12	8
PIH5D28	2000	16.5	100	13±0.5	330	7.5	12	8
PIH6D28	1500	16.5	100	13±0.5	330	7.5	16	12
PIH6D38	1000	16.5	100	13±0.5	330	7.5	16	12
PIH8D28	1000	16.5	100	13±0.5	330	7.5	16	12
PIH8D38	1000	16.5	100	13±0.5	330	7.5	16	12
PIH8D43	1000	16.5	100	13±0.5	330	7.5	16	12
PIH10D30	1000	24.5	100	13±0.5	330	11.5	24	16
PIH10D40	1000	24.5	100	13±0.5	330	11.5	24	16
PIH10D50	800	24.5	100	13±0.5	330	11.5	24	16
PIH10D68	350	24.5	100	13±0.5	330	11.5	24	16